



BUV

Baptist Union of Victoria

2014

Annual • Report




# We are Victorian Baptists

Victorian Baptists are a movement of people on mission to advance the Kingdom of God. We are grassroots people, with a particular emphasis on the local church.

Our local churches are self-governing and self-supporting, ranging in size from twenty or so members to several thousand. Although each Baptist church is an autonomous entity, Baptists nonetheless have always believed in associating with one another - and so churches come together in regional, state, national and international spheres to promote and support the fellowship and mission of Baptists everywhere.

Our Baptist Union of Victoria is made up of 223 churches of various sizes in all corners of our state. These churches are Constituent Members of our Baptist Union served and supported by our Union Council, Baptist Union of Victoria Office and Agencies.

## Victorian Baptists value:

- **Faith** – Jesus as the focus of our lives and mission
  - **Mission** – we are a movement advancing the Kingdom of God
  - **Empowerment** – we encourage and invest in people using their gifts to advance mission
  - **Respect** – everyone deserves dignity, we value diversity and respect the views of others
  - **Hospitality** – we welcome anyone to journey with us
  - **Freedom of conscience** – individuals & churches should follow their conscience
  - **Association** – our mission is advanced better together
- 



# Contents

<b>4</b>	<a href="#">VISION &amp; BUV 2014 ORGANISATIONAL OBJECTIVES</a>
<b>6</b>	<a href="#">MESSAGE FROM UNION COUNCIL CHAIRMAN</a>
<b>7</b>	<a href="#">BUV DIRECTOR OF MISSION &amp; MINISTRIES REPORT</a>
<b>8</b>	<a href="#">BUV 2014 ORGANISATION CHART</a>
<b>10</b>	<a href="#">2014 YEAR IN REVIEW</a>
<b>17</b>	<a href="#">BUV OFFICE RECONCILIATION PLAN</a>
<b>18</b>	<a href="#">THE YEAR 2014 IN NUMBERS</a>
<b>20</b>	<a href="#">GOVERNANCE</a>
<b>21</b>	<a href="#">UNION COUNCIL</a>
<b>22</b>	<a href="#">LOOKING FORWARD</a>
<b>24</b>	<a href="#">BUV CHURCHES OVERVIEW</a>
<b>31</b>	<a href="#">AGENCIES &amp; AFFILIATES</a>







BUY

Our

VISION

is to

advance

the

KINGDOM OF GOD

by

empowering

*church leaders*

for

mission

# BUV 2014 Organisational Objectives



**1**

- Ensure mission is spiritual
- Ensure mission is inclusive
- Ensure mission is transformational

**2**

- By end of 2014, 40 Networks with at least 20 exhibiting focus on missional engagement
- Clarify our model to enable the BUV to discern the mind of God

**3**

- Develop PD Pathways that meet the needs of a missional church
- Develop an integrated model of pastoral accreditation
- Improve & integrate training opportunities for church leaders

**4**

- Review and update pastoral selection and placement processes in light of the needs of a contemporary missional church
- Review and update BUV governance processes to better enable alignment between the BUV, Churches and Agencies
- Develop models of intervening in non-missional/marginal churches
- Stewardship of property & resources
- Integration of NESB churches
- Improve internal BUV communications processes

**5**

- Build capacity of leaders
- Clarify MOU & entry pathways to BUV
- Redefine the dynamic of membership as participants in the life of the church
- Develop a Code of Healthy Conduct of church leaders

The pages of this report seek to provide feedback on our progress towards meeting our Objectives

# Message from Union Council Chairman

One of the great privileges of serving as a member of your Union Council is in hearing about some of the wonderful things that God is doing through His people in the churches and agencies of our BUV. As Union Council has met during the last year we have heard from the Senior Staff of our BUV Office and also from representatives from some of the Agencies of the BUV.

Union Council is a group of up to nine people elected and entrusted by the Assembly of the BUV to oversee the governance of the Baptist Union of Victoria.

During 2014 two long standing members of Union Council concluded their terms of service. Stephen Morton completed 20 years as the BUV's Honorary Legal Advisor and Philip Trebilcock concluded eight years of service including being President of the Union. Both Stephen and Philip served as Chairman of Union Council or its predecessor Executive Council as well as chairing the search committees leading to the appointment of Alan Marr (Stephen) and Daniel Bullock (Philip).

In May 2014 Simon Holt was elected to Union Council until October 2015 to fill the vacancy caused by Frank Rees' resignation, and in October 2014 Darryl Kilker was elected and Trevor Spicer re-elected to Union Council for three year terms. At the October 2014 gathering Jame Lewis from the Aberfeldie Church was elected as the Union's Honorary Legal Advisor.

During the year it has been the privilege of your Union Council to receive and approve applications from four groups to become recognised Faith Communities of the BUV and eleven groups seeking to be Constituent Member Churches. It is encouraging to see growth within our Union of Churches.

As Chair of Union Council I am grateful for the continued support and contributions of Council members, elected to represent the churches of our Union. I pay tribute to their combined efforts to discern, deliberate, conceive, create, envision and engage in moving us all forward in association. It is not always an easy role, but I share the conviction of every member of our Union Council and BUV Leadership Team, that we truly are 'Better Together'.



*Trevor Spicer*

# BUV Director of Mission & Ministries Report

I have the great privilege of engaging with church leaders in my travels throughout Victoria and witnessing first-hand the amazing work of our churches and agencies as they seek to advance the Kingdom of God in their context. Every church community and church leader I engaged with during 2014 expressed their desire to connect with their community in order to bring hope, transformation and ultimately introduce people to Jesus. Whilst there is a great diversity within our Union and we might not agree on every issue, what was evident to me through my interactions, is that Victorian Baptists are a passionate people who love Jesus, desire to follow Him faithfully, live in sync with the Word of God and are actively engaged in mission.

During 2014 we introduced the concept of Consultation Forums in order to workshop issues we would bring to our Delegates Dinner discussions. The forums provided the opportunity for church members, delegates and leaders to listen and connect with one another in a smaller and less structured environment to Delegates Dinners, and also to engage with me directly in a more intimate context. We ran 8 forums in the following locations: Sydenham, Wodonga, Diamond Valley, Rowville, Freeway, Traralgon, Barrabool Hills and Mitcham, where we examined the issues of: Better Together for Mission, Mission and Spiritual Vitality, Affordable Housing and the mission of God, and Churches understanding and supporting people with mental illness. The feedback and insights gained helped form the basis of our discussions and the shaping of resolutions for our Delegates Dinners. Consultation Forums will continue to be developed.

In June I accompanied a group of BUV pastoral leaders on a study trip to the UK to look at innovative mission. What we discovered was that while the Church in the UK has been in decline for many years, Baptists, among others, are being proactive in addressing this decline through pioneering initiatives. We looked at many models of mission and church, and as a result came home convinced that, in order to reach people we have never reached before, we need to do things we have never done before. This trip has been instrumental in shaping our 2015 vision around innovating pioneering mission.

We continued to work alongside and develop strong partnerships with our agencies throughout 2014. Our strategic alignment meetings where all the heads of agencies come together including: Baptcare, Whitley College, Global Interaction, Baptist Camping, Baptist World Aid, Baptist Financial Services, Baptist Insurance Services and our 3 Baptist schools – Carey, Strathcona and Kilvington, have helped to strengthen the connectedness and cooperation among our agencies.

Our Ordination Program is going from strength to strength with 13 people being ordained in 2014, resulting in the need for two ordination services. We had 35 candidates in the ordination cohort and many more enquiring about ordination. 2015 is also shaping up to be a strong year in this area.

It is my desire that through the pages of this report and through the strengthening engagement of churches with our BUV Office, we will be reminded of our positive progress towards investing in outward-focused and mission-mobilised Baptist churches in Victoria. We will continue to facilitate this by focusing on equipping and empowering our Victorian Baptist leaders.

I would like to thank our Union Council for their confidence in, and support of our BUV Leadership Team. I also thank and acknowledge the high-quality work and commitment of our BUV staff team. Can I encourage our churches, pastors and leaders to continue this journey with us as together we seek to advance God's Kingdom here in Victoria.



Daniel Bullock



# BUV 2014 Organisation Chart

**Anne  
Wilkinson-  
Hayes**

*Head of Mission  
Catalyst*



**David  
Chatelier**

*New Churches*



**Brent  
Lyons-Lee**

*Community  
Engagement*



**Darren  
Cronshaw**

*Researcher*



**Lisa  
Isaacs**

*Personal  
Assistant*



**Brendon  
Birch**

*Baptist World  
Aid Australia  
State Rep*



**Ryan  
Smith**

*Director: Global  
Interaction Vic/Tas*



**Jon  
Coombs**

*Internship & Young  
Adults Consultant*



**Belinda  
Waterhouse**

*Personal  
Assistant*



**David  
Devine**

*Head of Church  
Health and  
Capacity Building*



**Vasti  
van Wyk**

*Personal  
Assistant*



**Brenda  
Williams**

*Professional  
Standards  
Worker*



**Christine  
Wanstall**

*Church Health  
Consultant*



**Dave  
Underhill**

*Church Health  
Consultant*



**Meewon  
Yang**

*Multicultural  
Consultant*



**Marc  
Chan**

*Multicultural  
Inclusion  
Worker*



**Andrew  
Woff**

*Head of Pastoral  
Leadership Support  
& Development*

**Liah  
Coombs**

*Personal  
Assistant*

**Philip  
Gilham**

*Regional  
Pastor  
(North/East)*

**Graeme  
Semple**

*Regional  
Pastor  
(South/West)*

**Chris  
Barnden**

*Regional  
Pastor  
(Metro)*

**Kylie  
Butler**

*Emerging  
Leaders*

**David  
Buesnel**

*PDP Coordinator*



**Daniel  
Bullock**

*Director of  
Mission &  
Ministries*



**Lyn  
Williams**

*Executive  
Assistant*



**Lisa  
Isaacs**

*Office  
Manager*



**Nikki  
Capp**

*Head of  
Communications*



**Vasti  
van Wyk**

*Communications  
Support*



**James  
Burke**

*Web  
Coordinator*



**Melissa  
Rule**

*Events  
Coordinator*



**Ian  
Southwood**

*Director of  
Finance &  
Administration*



**Richard  
Lim**

*Finance  
Manager*



**Kylie  
Kendall**

*Administrator*



**Betaria  
Ruth**

*Accountant*



**Dina  
Hartono**

*Assistant  
Accountant*



**Naz  
Schizzerotto**

*Accounts  
Officer*



**Rachel  
Brown**

*HR Advisor*



# BUY TEAMS **empowering** *Baptist Leaders* for **mission**

During 2014 our BUY Office Team worked with **214** of our **230** churches, equipping and empowering them for mission.

## Catalysing Mission

Our Mission Catalyst Team has the role of equipping and championing churches in their efforts to reorientate their life around the call to mission and impacting their neighbours, friends and wider community with the love and life of God. During 2014 our Mission Catalyst Team:



HELPED  
LAUNCH

**10**

NEW  
CHURCH  
PLANTS

&

**3**

REVITALISATION  
PROJECTS



HOSTED

**5**

TRAINING  
ENCOURAGEMENT  
DREAMING EVENTS

+

— workshops at —  
**equip**

to encourage new possibilities in church planting and to better equip current and potential church planters and evangelists.



Worked with many churches to explore how they might better use their **properties** for community ministry, or how they could best engage effectively with the wider community.



BUY  
PROVIDED

**5**

COMMUNITY  
MINISTRY  
GRANTS

&

**8**

OUTREACH  
GRANTS

as well as

recommending **12** churches for Baptcare community grants.



Organised a trip to the UK for a small group of younger pastors to  
**EXPERIENCE INNOVATIVE MISSION**

Developed closer partnerships with Urban Seed and Baptcare, leading to the development of *church plants* based on a strong *community development framework*, and to a new model of community hubs working alongside new aged-care facilities.

REORIENTATE  
REORIENTATE

Sought to engage with a younger demographic, playing a major part in the Surrender conference and experimenting with '*On the Bus*' mission exposure days for *young people*.

NEXT GEN  
NEXT GEN

Led the Congregational Transformation symposium, with over 70 participants, resulting in a *2 volume book of papers* and ideas to be published by Morling College.

RESEARCH  
RESEARCH

Commenced research into *Understandings of Mission amongst our Burmese congregations* with a view to assisting them in training their *second generation leaders* for mission and outreach in Australia.

LOTE  
LOTE

Developed a syllabus for 'Missional Interims' – using the transition time between pastors to explore *new possibilities* in mission and community involvement.

TRAIN  
TRAIN

Articulated our BUV dream of releasing 72 pioneers or innovators 2015-2020 – seeking to *engage communities* in *new ways* and to develop a range of incarnational and hybrid *initiatives*.

VISION  
VISION



# Developing and caring for Pastoral Leaders

Our Pastoral Leadership Team in 2014 invested prayer, personnel, passion and professional expertise in supporting BUV Pastoral Leaders to:

- deal with complex expectations
- provide fresh, visionary, missional leadership
- share and carry the deep pain and dysfunctions of people
- manage the complicated voluntary community organisation that is the church
- prioritise limited resources
- meet increasing demands of social and legal compliance
- lead church community in being open to God's leading

---

Through the work of the Pastoral Leadership Team during 2014, a new Pastoral Leader coming to a BUV church can now expect to be:



invited by the church's **Regional Pastor** to a coffee or meal so that the pastor's own unique story can be heard and specific needs addressed.



included in our **BUV Orientation Conference** in February to experience the range of people, support services and expertise available to assist pastor and church in developing healthy, fruitful, missional ministry.



invited, along with their partner, to the twice yearly **Nourish** events as part of our BUV Gathering – a safe place where pastoral couples and individuals can be honest about their journey and experiences, and nourished in body, mind and spirit.



connected to a local **pastoral cluster** which can become an environment of mutual friendship, support, accountability and growth



MORE THAN 50% OF BUV PASTORS  
ARE ENGAGED IN A PASTORAL CLUSTER

30 PASTORAL CLUSTERS BUILDING NETWORKS  
AND EMPOWERING LEADERS FOR MISSION

- **A Pastor** in a rural or regional setting will be invited, along with their spouse, to a **Rural Ministry Fellowship** conference which embraces hospitality, mutual support and ministry, as well as missional development.
- **A Youth Pastor** will be invited to engage with a mentor as part of the **Next Gen Leadership (NGL)** mentoring network and attend NGL training days and prayer retreat.
- **A Senior Pastor** who leads a pastoral team will be invited to join the **Senior Pastors Network** which meets 3 to 4 times a year to develop collegiality and continued growth.
- **A Pastor from a Language Other Than English (LOTE)** background will be invited to engage with the **Multicultural Ministry Group** and to attend the **Multicultural Ministers Retreat** as well as receive personal support from the BUV's Multicultural Consultant & Pastor and Multicultural Inclusion Worker.
- **A Pastor who becomes a candidate for Ordination** would be welcomed into a process of discernment and formation that builds on the experience and learning they already have, and invests in their ongoing support and growth
- **BUV Retired Pastors** receive support from the BUV's **Retired Pastors Group**.



# Growing Healthy Churches



**80 CHURCHES** ENGAGED WITH  
CHURCH HEALTH TEAM, INVESTING IN HEALTH & GROWTH



**GROWTH**  
FROM **219** TO **223** CHURCHES AND  
FAITH COMMUNITIES  
IN OUR BUV



**1/3** OF OUR  
BUV CHURCHES  
OPERATE IN A  
**LANGUAGE OTHER  
THAN ENGLISH** (LOTE)





Our Church Health Team in 2014 helped grow 80 BUV churches to become more:

- Prayerfully dependent upon God in life and mission
- Engaged in partnering together in advancing the Kingdom of God
- Prepared to have challenging conversations to resolve conflicts
- Structured to facilitate effectiveness in governance and mission
- Empowering of leaders, including younger ones, to use their gifts in service
- Aware of a fresh vision of what God is calling them to do and become
- Able to identify their strengths, values and opportunities and express these in new ways
- Generous in the stewardship of their properties and finances
- Ethical and respectful in their treatment of people, particularly those who are vulnerable
- Reflective of the growing cultural and linguistic diversity of the communities around them

The majority of the Church Health Teams' work is on the ground with Pastors and Leaders in Churches throughout Victoria. During 2014, with 1/3 of churches supported by the team having a primary language other than English, the Church Health Team engaged an additional Multicultural Inclusion Worker. The complexities of legal and social requirements of churches also led to the strengthening of our Professional Standards Group.

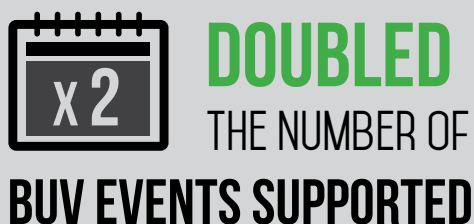
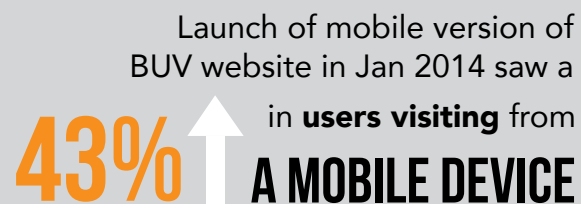
A range of resources and events for churches were developed and provided during 2014:

- Video series on working with the National Church Life Survey data
- Guide to considering mergers or partnerships
- Church Review and Strategic Planning tool
- Workshops to train leaders in various aspects of church life
- Capacity building groups for both young and interim Pastors
- Training building on the Safe Church Awareness Workshops
- Information to churches on changes to laws around reporting abuse, grooming and protecting children

## Enhancing our Connectedness

Our BUV Communications team exists to enhance connectedness across our BUV. Evolution and instigation of a range of BUV communications platforms during 2014, contributed to greater engagement with people, resources and events, and a growing sense of identity of Victorian Baptists as a movement of missional people who are better together.

During 2014 our BUV Communications team has endeavoured to improve the quality, quantity and access to resources and information from our BUV, and to facilitate our gathering and connecting together. Our statistical measures of effectiveness evidence positive progress:





# BUV Office Reconciliation Action Plan 2013/2014

## Reconciliation Action Plan (RAP) Development Process

An apology to Aboriginal and Torres Strait Islander peoples was officially made at the BUV Gathering in March 1998 including a commitment to reconciliation. In August 2007 an inaugural meeting of an Indigenous Action Group was held which became known as Baptist Aboriginal Partnerships (BAPs) and put together a resolution for the Gathering in October 2007. This resolution was subsequently adopted and encouraged every Baptist congregation to commit to taking practical steps to grow in understanding and in relationship with Aboriginal and Torres Strait Islander Australians. In June 2009, members of BAPs approached the BUV Director of Ministries suggesting that a Reconciliation Action Plan (RAP) be developed. In 2011 the BUV executive affirmed undertaking a RAP and a statement of Commitment was signed. A restructure of the BUV was taking place at this time and the RAP was put on hold with the changing of key staff and champions. In 2012 the RAP was handed to the BUV public issues group to follow up and a working group was created. In 2013 a new Statement of Commitment was signed by the Director of Mission and Ministries, and the RAP Group established in 2013 undertook a process of connecting and collaborating to develop the BUV Office RAP for 2013/2014.

## Reconciliation Action Plan (RAP) Progress

During the 2 year period of our initial BUV Office RAP we have undertaken the following steps to respect, raise awareness and understanding, and journey in reconciliation:

- Completion and launch of our BUV Office RAP – submitted to Reconciliation Australia (Sep 2013)
- Purchase and use of 'Waters of Baptism' artwork by indigenous artist, as our BUV reconciliation imagery
- Development of a 'RAP Kit' provided to all BUV Churches with a view to resourcing them to produce their own local church Reconciliation Action Plan (October 2013 – May 2014)
- Provision of major sponsor support to SURRENDER conference (March 2013/2014 ongoing)
- Inclusion of 'acknowledgement of country' at all BUV events and in event literature
- Promotion of National Reconciliation Week and NAIDOC Week via BUV communication platforms (2013/2014)
- BUV Office Staff training and cultural experience day at Narana Creations (July 2014)
- Ongoing consultation in development of our 2015/2016 RAP

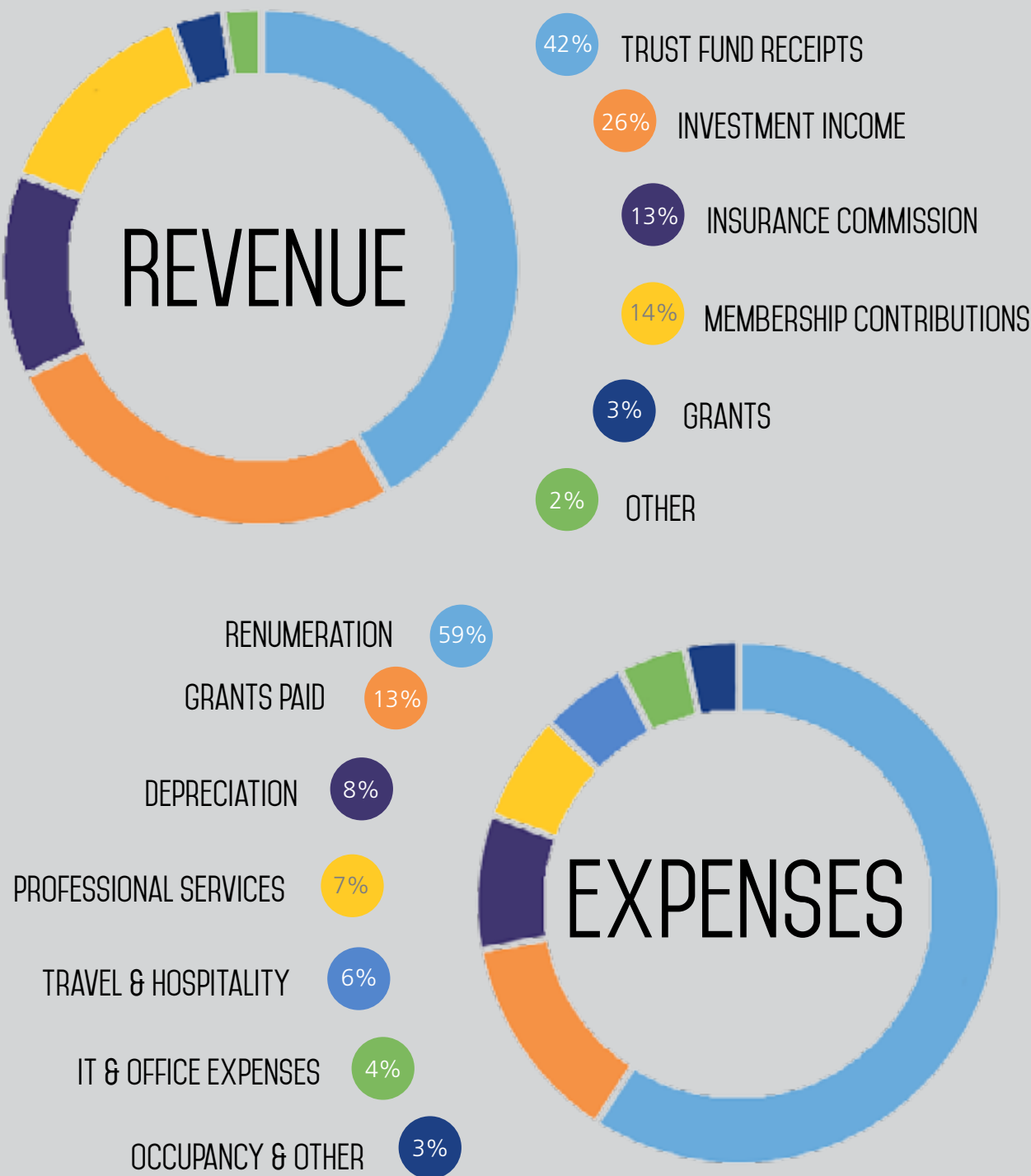


# The Year 2014 in Numbers

In 2014 our total operating revenue was \$6,853,167 (2013: \$4,518,822) which was an increase of \$2,334,345 over 2013 revenue. In 2014 we disbursed \$4,357,230 (2013: \$5,096,568) resulting in a surplus of revenue over expenditure for the year of \$2,495,937 (2013: shortfall of \$577,746).

The increase in revenue is mainly due to the receipt of \$2,866,000 of trust funds, of which the majority of this amount related to properties of two churches that dissolved during the year. This revenue increase is offset by a decrease of \$486,614 for an investment in a collateralised debt obligation, received in 2013. The decrease in expenditure is mainly due to a once-off grant of \$600,000 paid in 2013, not repeated in 2014.

The net asset position of the Union was affected positively by the receipt of the trust funds and properties from churches that dissolved and resulted in an increase in net assets (2014: \$45,322,339 compared to 2013: \$42,833,128).



# BUV OFFICE STAFF

TOTAL HEADCOUNT  
FOR 2014 COMPARED TO 2013



FULL TIME EQUIVALENT

**28.1**



UP FROM 26.7 IN 2013



STAFF TURNOVER

**33%**



FEMALES IN  
SENIOR  
LEADERSHIP  
POSITIONS



**ZERO**

INCIDENTS  
& INJURIES



**40%**

STAFF FROM CULTURALLY AND  
LINGUISTICALLY DIVERSE BACKGROUNDS



OFFICE CO2  
EMISSIONS  
REDUCED FROM

**149.3 TONNES**

2013

TO

**145.29 TONNES**

2014

# Governance

Ultimate responsibility for the governance of our Baptist Union of Victoria rests with our Union Council, elected by members of Assembly at our Delegates Dinner.

Our Union Council is comprised of six independent, non-executive Council members as well as the Director of Mission & Ministries, Honorary Legal Advisor and Union Secretary. The Council members have a broad range of business, institutional and governance experience. They apply judgment and accountability standards to ensure that the work of the Council and of our BUV Office results in the greatest possible impact on constituent churches who are members of our Union.

Union Council expects the organisation as a whole, every member, partner and employee, to conduct themselves with the highest ethical standards, and has adopted a formal Council Charter and a set of Council Policies which detail the Council's role, powers, duties and functions. In addition to the matters required by law, the Council is responsible for:

- Setting the strategic direction for the organisation, assessing progress towards strategic objectives and approving policies to work towards those objectives;
- Recommending the appointment of the Director of Mission & Ministries to the Assembly;
- Approving the remuneration and tracking performance of the Director of Mission & Ministries;
- Approving the annual budget;
- Considering and approving strategies and policies to ensure appropriate risk management;
- Monitoring and receiving advice on areas of operational opportunities and financial risk;
- Ensuring compliance with laws and policies; and
- Appointing sub-committees to assist in effective governance.

The Director of Mission & Ministries is responsible for operational management, with all powers, discretions and delegations authorised, from time to time, by the Council. Union Council is responsible for regularly reviewing and ensuring that all necessary and appropriate delegations are in place to enable the Director of Mission & Ministries and the Leadership Team to meet this responsibility.



# Union Council



**Daniel Bullock**

*Dip Theol, Adv Dip Min, B.Min,  
MA Church Leadership*  
Director of Mission & Ministries  
Appointed: Feb 2011



**Stephen  
Morton**

*B.A., LLB*  
Honorary Legal Advisor  
Appointed: Oct 2012



**Jo-Anne  
Bradshaw**

*BA GradDipVET; MEd CAHRI*  
Council Member  
Elected: Oct 2012



**Trevor  
Spicer**

*B.Bus, CPA, AFAIM, MAICD*  
Chair  
Elected: Oct 2011



**Phil  
Trebilcock**

*M.Bus (Mgt), B.Sc., B.Min, Grad  
Dip Mgt Syts, Dip Ed, Dip Miss*  
Council Member  
Elected: Oct 2011



**Ian  
Southwood**

*B.Com, B.Com (Hons), MBA,  
M.Com, CPA*  
Secretary & Director of Finance  
& Administration  
Appointed: Dec 2010



**Paul  
Inglis**

*B.Ec (Hons), MAICD*  
Council Member  
Elected: Oct 2010



**Alan  
Demond**

*BA (Hons), M.Div (Hons), M.Th,  
Ph.D*  
Council Member  
Elected: Oct 2013

# Looking Forward

The BUV Vision is to Advance the Kingdom of God

We have **5 LONG TERM GOALS** which we pursue in  
**empowering *leaders* for mission**



# 2015 forward we will give key focus to:

**Pioneering**  
new initiatives  
in mission and  
telling stories  
of effective  
missional  
activities

Becoming  
more  
**Culturally  
and  
Linguistically  
Diverse**

Engaging  
with a  
**younger**  
demographic

## Pioneering

- Call our churches to prayer
- Cast the vision of church leaders identifying and releasing 72 pioneers by 2020 and equip church leaders to recognise the skills and qualities needed for these roles



## Becoming more Culturally & Linguistically Diverse (CALD)

- Engage 10 churches in a movement towards becoming more multicultural – recognising that mission is inter-cultural
- Seek to develop training in inter-cultural mission aimed specifically at younger, 2nd generation migrant leaders



## Engaging a Younger Demographic

- Focus research investment on youth activities in Victoria, and seek to assess what is working well amongst our churches, and where we are haemorrhaging our young people
- Improve youth engagement and establish Baptists as a group who empower young people in mission encouraging them to lead us
- Develop leadership skills in a small team of youth interns



# BUV Members

The association of churches known as the Baptist Union of Victoria, includes 223 diverse and autonomous churches. The association is guided by the Union Council, linked together through the BUV support office and connected to other Baptist Agencies. The following statistics represent 2014 information provided to our BUV Office as at 28 April 2015.

*Note: Some churches, for which 'Paid Ministry Contribution' shows 'No', are in the process of making payments or putting payment plans in place.*

## CONSTITUENT MEMBER CHURCHES

Church Name	No. of Members	Fellowship Only	Total 31.12.14	Paid Ministry Contribution	2014 Baptisms
Aberdeen Street Baptist Church	23	17	40	Yes	0
Aberfeldie Baptist Church	48	22	70	Yes	
Albert Park/Pt Melb Baptist Church	43	131	174	Yes	1
Albury Baptist Church				Yes	
Altona Baptist Church				Yes	
Anglesea Baptist Church	50	50	100	Yes	2
Arabic Baptist Church				No	
Armada Baptist Church				Yes	
Ashburton Baptist Church	209	191	400	Yes	2
Auburn Baptist Church				Yes	
Bacchus Marsh Baptist Church	36	49	85	Yes	
Bairnsdale Baptist Church				Yes	
Ballarat North Baptist Church	27	63	90	Yes	
Balwyn Baptist Church	37	43	80	Yes	0
Barrabool Hills Baptist Community Church	298	902	1200	Yes	11
Beaconsfield Baptist Church	178	322	500	Yes	0
Beaumaris Baptist Church	92	131	223	Yes	
Belgrave South Baptist Church				Yes	
Belmont Highton Baptist Church				Yes	
Benalla Baptist Church	29	29	58	Yes	
Bendigo Baptist Church				Yes	
Bentleigh & Korean Baptist Church				Yes	
Boort Baptist Church	54	81	135	Yes	1
Box Hill Baptist Church	77	3	80	Yes	
Brighton Baptist Church	38	24	62	Yes	2
Brunswick Baptist Church	52	28	80	Yes	4
Bulleen Baptist Church	90	60	150	Yes	4
Camberwell Baptist Church	93	95	188	Yes	0



Church Name	No. of Members	Fellowship Only	Total 31.12.14	Paid Ministry Contribution	2014 Baptisms
Camberwell East Baptist Church	18	15	33	Yes	
Canterbury Baptist Church	95	122	217	Yes	1
Castlemaine Baptist Church				Yes	
Central Baptist Church Clifton Springs	57	23	80	Yes	3
Central Chinese Baptist Church	162	538	700	Yes	5
Chelsea Baptist Church	63		63	Yes	1
Chin Christian Church Melbourne				Yes	
Christian Community Church Morwell	60	10	70	Yes	5
Church by the Bay	50	149	199	Yes	10
City Baptist Church				Yes	
Clarinda Baptist Church				Yes	
Cloverdale Baptist Community Church	95	50	145	Yes	3
Coburg Baptist Church	25	27	52	Yes	2
Cohuna Baptist Church	3	22	25	Yes	0
Colac Baptist Church	35	29	64	Yes	
Collins Street Baptist Church	174		174	Yes	2
Community Church of St Mark				Yes	
Community of the Transfiguration - Monastery				Yes	
Corryong Baptist Church	35	50	85	Yes	
Cranbourne Baptist Community Church				Yes	
Crosspoint Baptist Church				Yes	
Crossway Baptist Church	1752	2212	3964	Yes	108
Crossway North Baptist Church	68	100	168	Yes	10
Croydon Hills Baptist Church	282	859	1141	Yes	22
Dandenong Baptist Church				Yes	
Diamond Valley Baptist Church	218	182	400	Yes	6
Doreen Baptist Church	25	9	34	Yes	
Doveton Baptist Church	44	46	90	Yes	1
Drouin Baptist Church				Yes	
East Doncaster Baptist Church	103	7	110	Yes	
Eastern Chinese Baptist Church	67	21	88	Yes	
Eastern Hills Community Church				Yes	
Eltham Baptist Church	140	315	455	Yes	7

Church Name	No. of Members	Fellowship Only	Total 31.12.14	Paid Ministry Contribution	2014 Baptisms
Emmanuel Baptist Church				Yes	
Encounter Baptist Church Inc.	24	46	70	Yes	
Epsom Community Church	53	51	104	Yes	
Essendon Baptist Community Church				Yes	
Euroa Baptist Church	24	13	37	Yes	
Faith Christian Community Church				No	
Ferntree Gully Baptist Church	55	20	75	Yes	1
Follow Baptist Church	14	14	28	Yes	0
Footscray Baptist Church				Yes	
Frankston Forest Baptist Church	61	59	120	Yes	1
Freeway Christian Life Centre	56	64	120	Yes	3
Full Blessing Church Inc.	10	25	35	Yes	
Glen Eira Christian Community Church	35	20	55	Yes	7
Glenroy / OakPark Baptist Church	47	24	71	Yes	
Grace Baptist Community Church	69	71	140	Yes	
Grace Romanian Baptist Church				Yes	
GraceTree	12	11	23	Yes	0
Granite Community Church Inc	28	29	57	Yes	
Grovedale Baptist Church	64	36	100	Yes	
Hamilton Baptist Community Church	37	58	95	Yes	2
Hampton Park Baptist Church	52	88	140	Yes	2
Hawthorn West Baptist Church	99	28	127	Yes	
Heathmont Baptist Church				Yes	
Hope of Life Community Church				No	
Hosanna Faith Christian Church				Yes	0
Hume Community Baptist Church	34	12	46	Yes	14
Ivanhoe Baptist Church	35	89	124	Yes	2
Kangaroo Flat Baptist Church	66	144	210	Yes	
Katalyst Church				Yes	
Kerang Baptist Church	89	91	180	Yes	4
Kew Baptist Church	116	164	280	Yes	9
Kilsyth South Baptist Church	178	322	500	Yes	8
Kingsville Baptist Church	21	11	32	Yes	
Kingsville Zotung Baptist Church				Yes	
Knox Community Baptist Church				Yes	

Church Name	No. of Members	Fellowship Only	Total 31.12.14	Paid Ministry Contribution	2014 Baptisms
Koondrook/Barham Baptist Church	37	11	48	Yes	
Korumburra Baptist Church	17	33	50	Yes	0
Kyabram Baptist Church	25	35	60	Yes	
Kyneton Baptist Church				Yes	
Lai Christian Church Melbourne	177		177	Yes	
Lakes Entrance Baptist Church				Yes	
Lautu Baptist Church	167	106	273	Yes	8
Lifeway Christian Church Lara				Yes	
Lilydale Baptist Church	88	101	189	Yes	0
Longwarry Baptist Church	10	55	65	Yes	4
Maldon Baptist Church	17	18	35	Yes	
Malvern Slavic Evangelical Baptist Church	105	55	160	Yes	8
Manifold Heights Baptist Church				Yes	
Maroondah Family Church	55	10	65	Yes	2
Maryborough Baptist Church	6	12	18	Yes	
Melbourne Chin Church				Yes	
Melbourne Chinese Baptist Church	239	271	510	Yes	15
Melbourne Mizo Church				No	
Melton Baptist Church				Yes	
Mentone Baptist Church				Yes	
Mildura Baptist Church	20	86	106	Yes	
Mill Park Baptist Church	181	389	570	Yes	9
Millgrove Baptist Church	30	5	35	Yes	
Mitcham Baptist Church	170	330	500	Yes	1
Moe Baptist Church	40	25	65	Yes	
Moolap Baptist Church				Yes	
Moonee Ponds Baptist Church	84	96	180	Yes	1
Mooroolbark Baptist Church				Yes	
Mordialloc Baptist Church	56	11	67	Yes	0
Moreland Baptist Church	24	13	37	Yes	0
Murrumbeena Baptist Church	69	81	150	Yes	1
Naringal Baptist Church	72	128	200	Yes	1
Narre Warren Baptist Church	296	434	730	Yes	20
New Community Ringwood	155	340	495	Yes	2
New Life Baptist Church	45	50	95	Yes	
New Peninsula Baptist Church Inc.	453	1547	2000	Yes	

Church Name	No. of Members	Fellowship Only	Total 31.12.14	Paid Ministry Contribution	2014 Baptisms
NewHope Baptist Church	841	3259	4100	Yes	68
Newmarket Baptist Church				Yes	
Newport Baptist Church	46	14	60	Yes	1
Noble Park Evangelical Baptist Church	53	47	100	No	0
North Balwyn Baptist Church	140	115	255	Yes	3
Northcote Baptist Church	181	59	240	Yes	8
Nyora & District Baptist Church				Yes	
Oakleigh Baptist Church	29	11	40	No	
Ocean Grove Baptist Church	150		150	Yes	5
Pakenham Baptist Church	106	224	330	Yes	6
Phillip Island Baptist Church				Yes	
Pleasant Street Baptist Church	44	56	100	Yes	0
Point Cook Community Baptist Church	30	36	66	Yes	7
Port Campbell Baptist Church				Yes	
Portland Baptist Church	107	33	140	Yes	
Regent Baptist Church	22	18	40	Yes	0
Reservoir Baptist Church				Yes	
Rokeby Baptist Church				Yes	
Rosanna Baptist Church	76	64	140	Yes	0
Rowville Baptist Church	178	122	300	Yes	2
Sale Baptist Church	89	226	315	Yes	4
Samoan Bible Fellowship Baptist Church				Yes	
Sandringham Baptist Church	13	9	22	Yes	
Seymour Baptist Church	21	14	35	Yes	
Shepparton Baptist Church				Yes	
South Yarra Community Baptist Church	25	20	45	Yes	
Southern Cross Community Church	88	9	97	No	
Southern Mallee Cooperative Parish				Yes	
St Kilda/Elsternwick Baptist Church	73	27	100	Yes	1
St.Luke's Baptist Community				Yes	
Stawell Baptist Church	13	21	34	Yes	0
Sunbury Baptist Church				Yes	
Swan Hill Baptist Church	6	5	11	Yes	0
Sydenham Baptist Church				Yes	



Church Name	No. of Members	Fellowship Only	Total 31.12.14	Paid Ministry Contribution	2014 Baptisms
Syndal Baptist Church	472	728	1200	Yes	17
Templestowe Baptist Church	175	35	210	Yes	9
The Eighth Day (A Baptist Community)				Yes	
The First Hungarian Baptist Church	34	18	52	Yes	0
The Terminal Baptist Church				Yes	
Thurgoona Baptist Church	17	53	70	Yes	1
Torquay Christian Fellowship				Yes	
Tottenham Bilingual Baptist Church (Evangelical)	52	33	85	No	2
Traralgon & District Baptist Church	84	126	210	Yes	2
Upwey Baptist Community Church				Yes	
Victorian Chin Baptist Church				Yes	
Victorian Matu Christian Church				Yes	
Wandin Baptist Church	23	7	30	Yes	
Wangaratta Baptist Church				Yes	
Warracknabeal Baptist Church	10	25	35	Yes	
Warrnambool & District Baptist Church	141	131	272	Yes	7
Waverley Baptist Church	112	128	240	Yes	1
Wendouree Baptist Church	75	75	150	Yes	2
Werribee Baptist Church	142		142	Yes	21
West Preston Baptist Church	18	52	70	Yes	2
Western Melbourne Romanian Baptist Church "Hope"	27	18	45	Yes	
Western New Community Baptist Church	57	31	88	Yes	4
Westgarth Baptist Church				No	
Westgate Baptist Community Church				Yes	
Westgate Karen Baptist Community Church				Yes	
Williamstown Baptist Church	8	42	50	Yes	
Wodonga District Baptist Church	259	341	600	Yes	14
Wonthaggi Baptist Church	60	119	179	Yes	4
Zomi Mission Church				Yes	
Zotung Baptist Church				Yes	

## FAITH COMMUNITIES

Church Name	No. of Members	Fellowship Only	Total 31.12.14	Paid Ministry Contribution	2014 Baptisms
Arise City Church				No	
Australia Zotung Church				Yes	
Australian Gospel Baptist Church				Yes	
Australian Zophei Chin Baptist Church				Yes	
Chin Baptist Church Inc.				Yes	
Cornerstone Communities				Yes	
Darebin Samoan Baptist Fellowship	38	11	49	Yes	13
Daylesford Community Church				Yes	
Mara Christian Church of Victoria				Yes	
Melbourne Karen Baptist Church				No	
Noble Park Karen Baptist Church				Yes	
Norlane Baptist Church	17	33	50	Yes	
Zomi Baptist Church Victoria				No	

## MISSIONAL COMMUNITIES

Bass Coast Community Baptist Church				Yes	
Friends of Dismas				Yes	
Heartland Fellowship Yarra Glen				Yes	
Hills Bible Church				Yes	
Kornerstone Church				Yes	
Now and Not Yet Inc.				Yes	

## RECOGNISED FELLOWSHIPS

Avoca Baptist Fellowship	15	5	20	Yes	
Bethel Christian Fellowship	39	7	46	Yes	4
Buninyong Baptist Fellowship	35	60	95	Yes	
Cornerstone Baptist Fellowship Warragul	8	4	12	Yes	
Indonesian Baptist Congregation Fellowship	37	13	50	Yes	
Maffra Community Church				Yes	
Samoan Baptist Ministry 'Word of Life' Church Dandenong	61		61	Yes	8
South Sudanese Fellowship				No	

# Agencies and Affiliates of our Baptist Union of Victoria

Baptist Insurance Services  
[www.bis.net.au](http://www.bis.net.au)



Baptcare  
[www.baptcare.org.au](http://www.baptcare.org.au)

Baptcare

Baptist Financial Services  
[www.bfs.org.au](http://www.bfs.org.au)



Baptist Camping  
[www.baptistcamping.com.au](http://www.baptistcamping.com.au)



Baptist World Aid  
[www.baptistworldaid.org.au](http://www.baptistworldaid.org.au)



Carey Baptist Grammar School  
[www.carey.com.au](http://www.carey.com.au)



Global Interaction  
[www.globalinteraction.org.au](http://www.globalinteraction.org.au)



Kilvington Grammar School  
[www.kilvington.vic.edu.au](http://www.kilvington.vic.edu.au)



Strathcona Baptist Girl's Grammar  
[www.strathcona.vic.edu.au](http://www.strathcona.vic.edu.au)



Whitley College  
[www.whitley.unimelb.edu.au](http://www.whitley.unimelb.edu.au)





Baptist Union of Victoria

2014

Produced by the  
Baptist Union of Victoria